



# CCM Technology (Chameleon Concept Magnetics)

- Applied standards : MIL-STD202, ECSS-Q-70, D0-160D,
- Pick and place compatible
- Materials meet UL94-V0 rating
- Temperature range : -55°C + 125°C
- RoHS by default, non RoHS upon request
- Meets solderability tests per MIL-STD 202-Method 208
- Optional tape and reel packaging
- Space : Capability Approval running

## Features

- Designed to withstand severe environment as space, avionics,
- Bobbin winding Technology using standard profiles (RM, EQ,...)
- Epoxy Transfer molding technology
- SMD package
- Multiple pins
- Ferrite core External assembly

## Benefits

- Withstand high shocks and vibration (MIL STD 202 Method 213 & 204)
- Good repeatability of electrical characteristics, allow good regulation of multiple outputs power supply
- Higher power density up to + 30% compared to standard package
- Easy to pick and place
- Flexibility of use
- No stress on the Ferrite

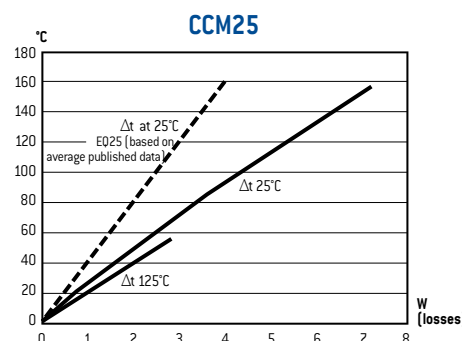
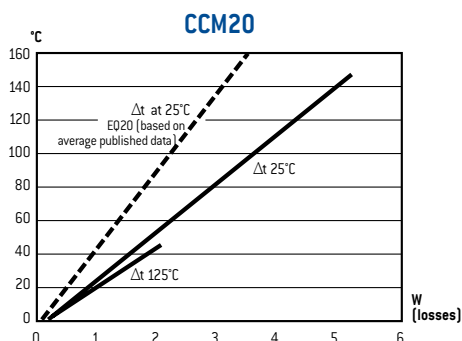
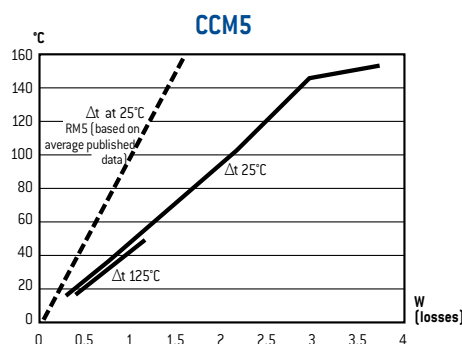
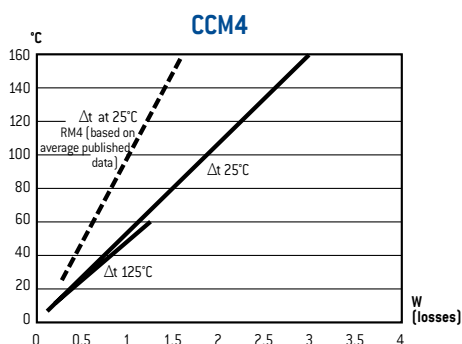
## Indicative Electrical Data (25°C)

Platform	Inductor Range (I <sub>oc</sub> + 20% ripple)	Transformer for SMPS*
CCM4	18mH/50mA → 3μH/6A	Up to 18W
CCM5	29mH/80mA → 4.2μH/8A	Up to 40W
CCM6	120mH/30mA → 3μH/10A	Up to 50W
CCM20	240mH/30mA → 2.6μH/21A	Up to 120W
CCM25	480mH/40mA → 4μH/25A	Up to 150W

\* based on a push pull architecture, at f = 200kHz @85°C without cooling

## Overview of custom Electrical functions in this technology

- Common mode chokes
- PFC chokes
- Gate Drive transformers
- SMD filtering chokes
- Current transformers
- Flyback transformers
- Forward transformers
- Push-Pull transformers
- ...



# CCM Technology

